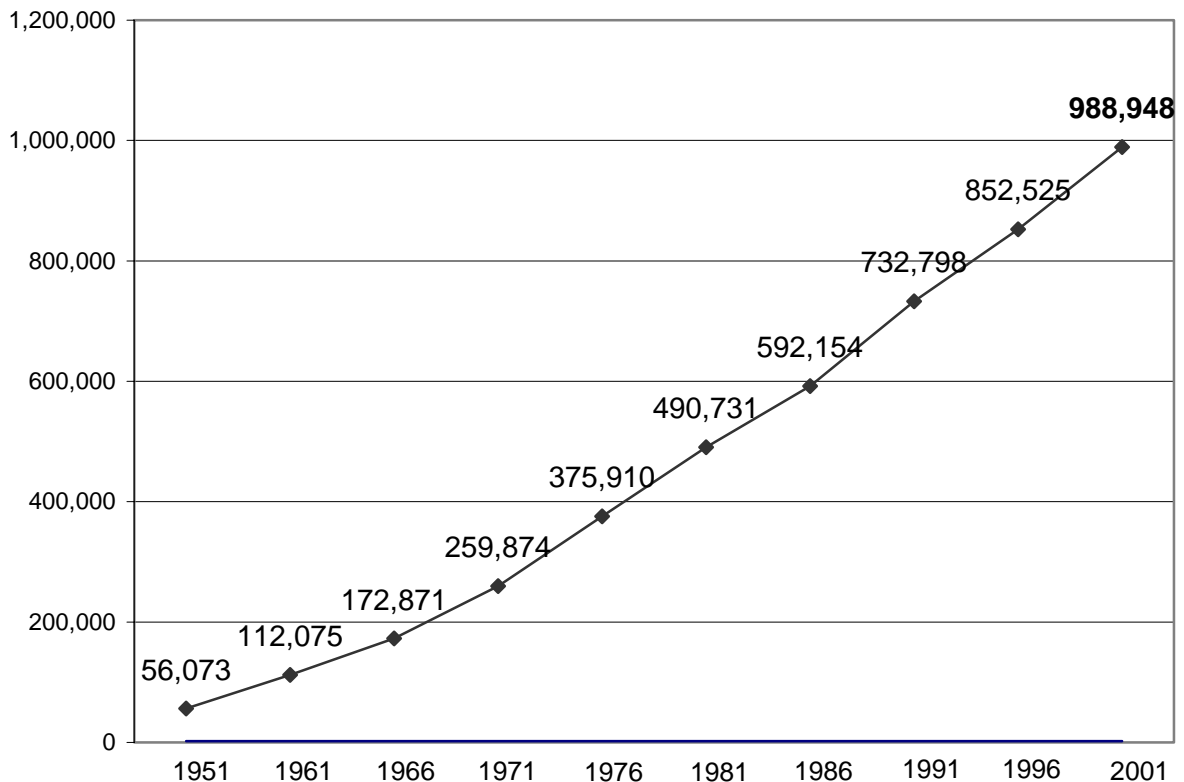


Peel Population 2001: 988,948.

Between 1996 and 2001, the population of Peel grew by 16.0%, from 852,525 to 988,948. This was the second-highest rate of growth among the Regions in Ontario. York Region once again experienced the highest increase: 23.1%. The growth rate for Ontario was 6.1% in the 5-year period (1996-2001), and for Canada

POPULATION OF PEEL REGION, 1951 – 2001



Source: Statistics Canada, Census of Canada, 1951 – 2001

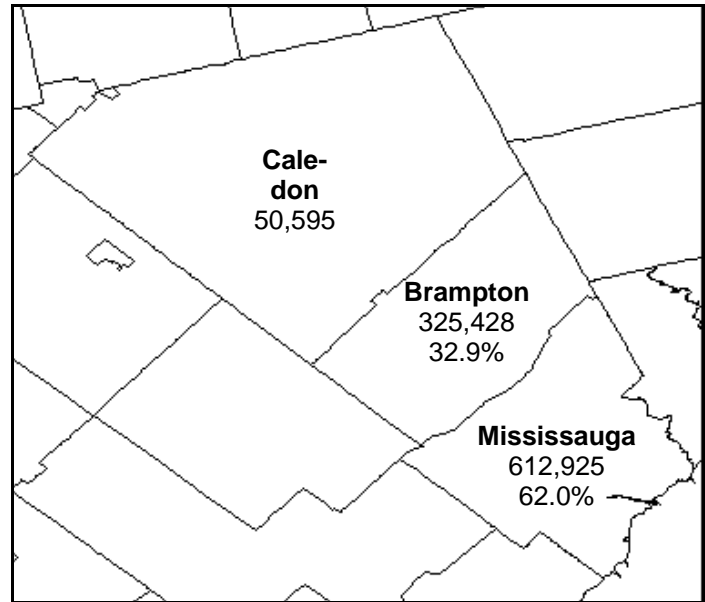
How Many People Live in Peel Region?

- At the time of the 2001 Census, 988,948 people lived in Peel (compared to 852,525 in 1996).
- Between 1996 and 2001, the population of Peel Region grew by 16.0%. Previously, the rate of growth in Peel was 16.3% (1991-1996).
- Peel's population increased by an average of 27,250 people annually between the 1996 and 2001 Census.
- Peel's population has increased significantly over the past fifty years, as is shown above. In the last two decades, since 1981, the population of Peel has more than doubled.

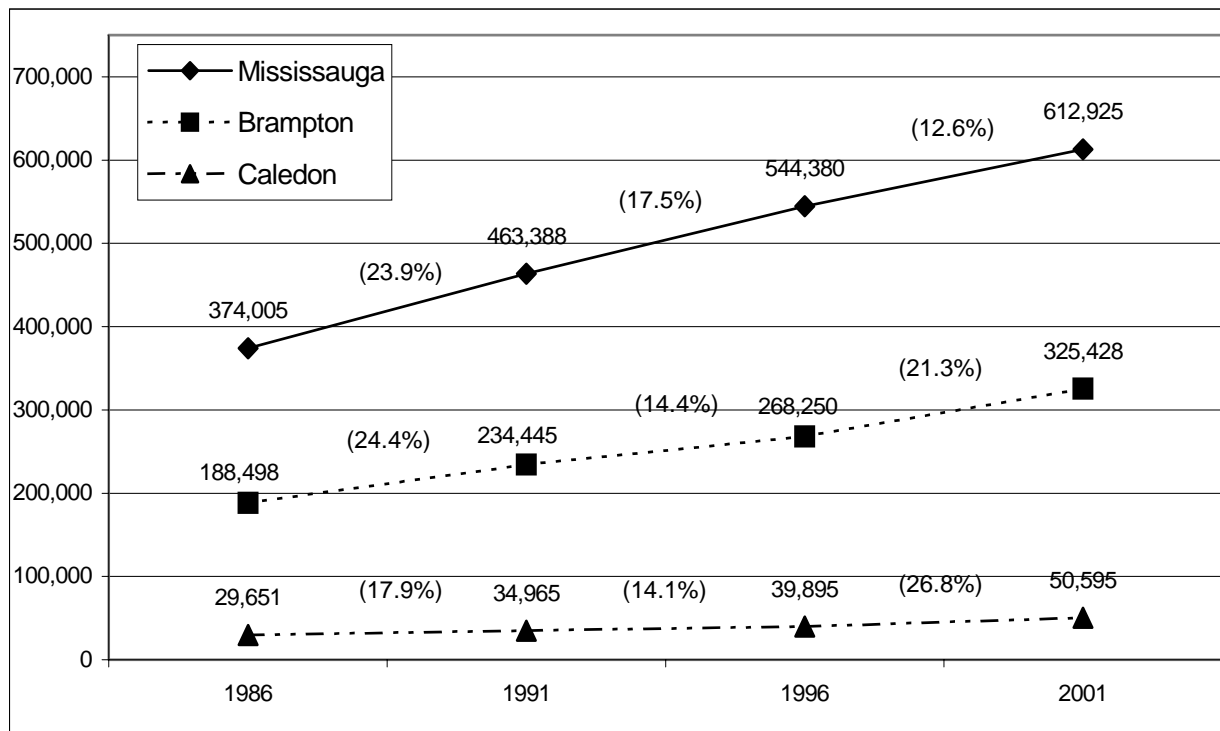
Peel's Municipalities 2001

How Many People Lived in Each of Peel's Three Municipalities in 2001?

- **Brampton** – 325,428 people, or 32.9% of Peel's population.
- **Caledon** – 50,595 people, or 5.1% of Peel's population.
- **Mississauga** – 612,925 people, or 62.0% of Peel's population.



How Quickly are Peel's Municipalities Growing?

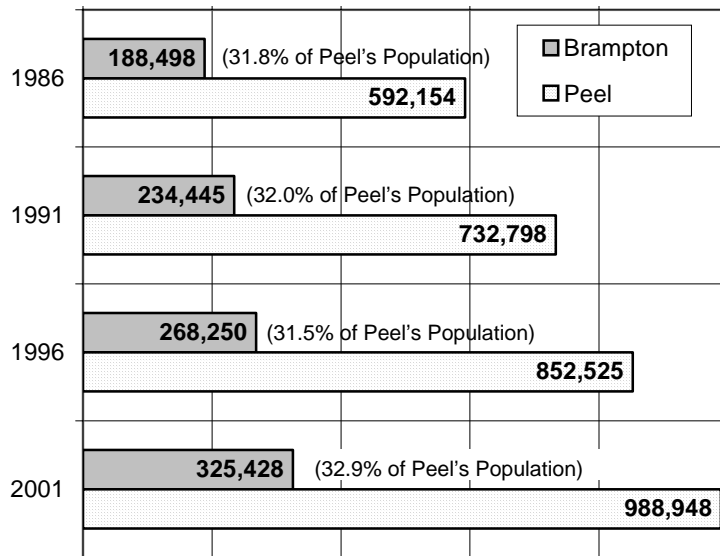


- Of Peel's three municipalities, Caledon showed the highest rate of population increase between 1996 and 2001, growing by 26.8%, from 39,895 to 50,595 people.
- In the same period, Mississauga showed the smallest increase (12.6%), from 544,380 to 612,925 people.
- In the same period, the population of Brampton grew by 21.3%, from 268,250 to 325,428 people.

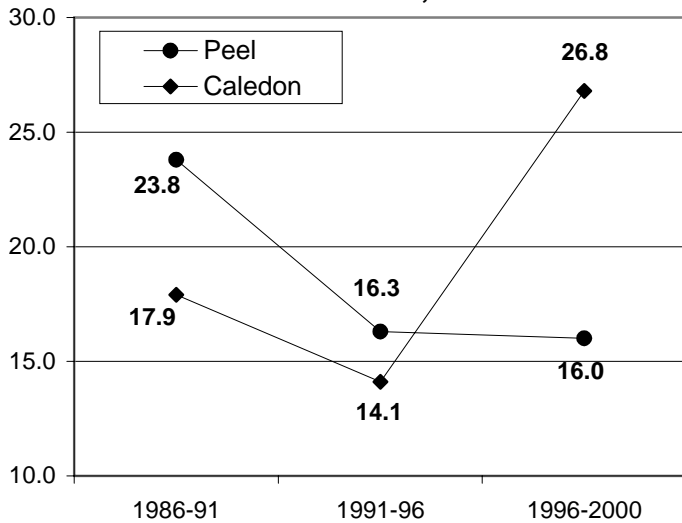
Brampton: 325,428

- Of the three municipalities in Peel, Brampton had the second highest rate of increase in population for the period 1996 to 2001: 21.3%.
- This increase represents 57,178 people and 17.6% of the total Brampton 2001 population.
- In 2001, the total number of private dwellings in Brampton was 98,753, which represents 31.5% of the total private dwellings in Peel.
- Since 1986, Brampton's population has increased by 87.0%.

Brampton as a Percentage of Peel's Population, 1986 to 2001



Caledon's Rate of Growth, 1986 to 2001



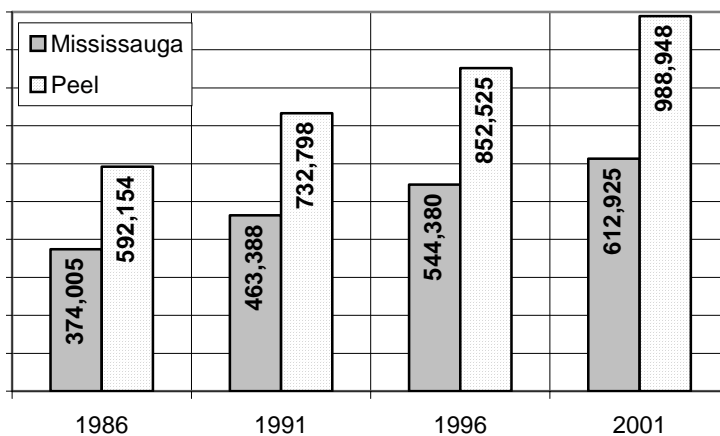
Caledon: 50,595

- Of the three municipalities in Peel, Caledon had the highest rate of increase in population for the period 1996 to 2001: 26.8%.
- This increase represents 10,700 people and 21.1% of the total Caledon 2001 population.
- In 2001, the total number of private dwellings in Caledon was 16,662, which represents 5.3% of the total private dwellings in Peel.
- Since 1986, Caledon's population has increased by 70.6%.

Mississauga: 612,925

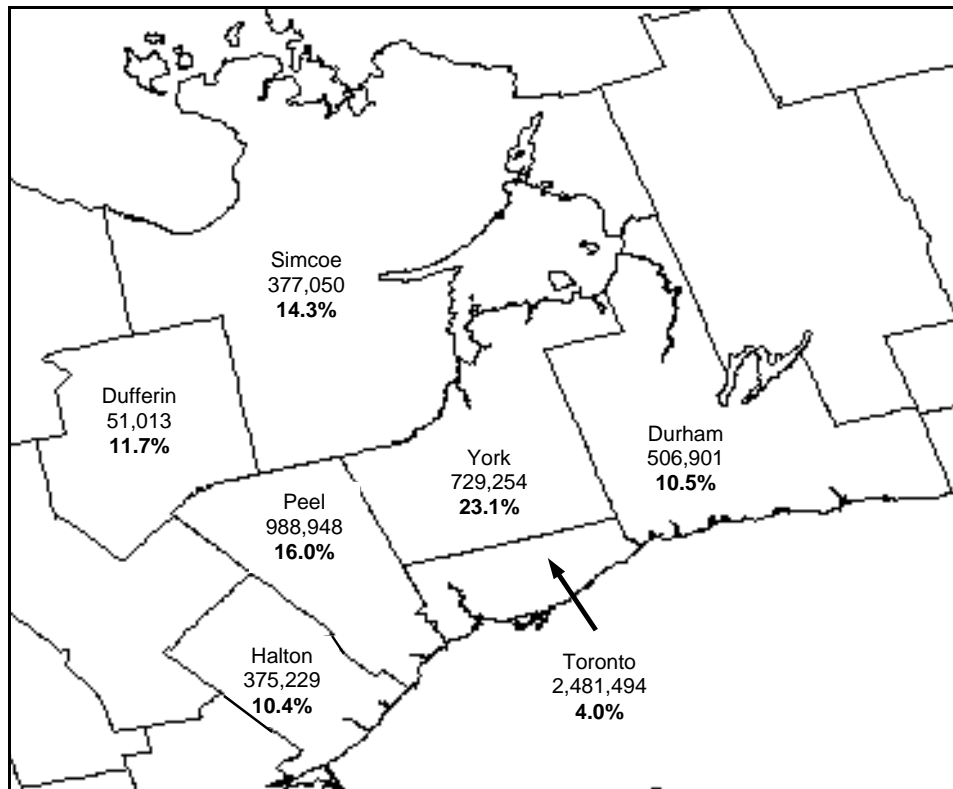
- Between 1996 and 2001, the population of Mississauga increased by 12.6%.
- This increase represents 68,545 people and 11.2% of the total Mississauga 2001 population.
- In 2001, the total number of private dwellings in Mississauga was 198,235, which represents 63.2% of the total private dwellings in Peel.
- Since 1986, Mississauga's population has increased by 63.9%.

Mississauga in Comparison to Peel's Population 1986 to 2001



A Comparative View of the Growth of Peel's Population

Population & Growth Rate in Peel and Regions in Southern Ontario, 1996 – 2001



- Between the 1996 and 2001 Census, the population of the Region of Peel once again received the second-highest rate of growth of all regions, counties and districts in Ontario. Peel's rate of population increase in this period was 16.0%, second only to that of York Regional Municipality, which grew by a rate of 23.1% in the same period.
- Simcoe County achieved the third-highest rate of growth in Ontario between 1996 and 2001, a growth rate of 14.3%, followed by Dufferin County with the fourth-highest increase of 11.7%.
- According to the 2001 Census, Halton Region achieved the sixth-highest rate of growth: 10.4%.
- Peel's population increase between 1996 and 2001 was four times that of Toronto, which increased by a rate of only 4.0% in the same period. This 4% increase, however, represents an increase of 96,073 people.
- The growth rate in Ontario as a whole was 6.1% between 1996 and 2001, and 4% for Canada .
- In Ontario, (by Census Division) Toronto has the largest population (2,481,494). Peel is in second place with 988,948, and Ottawa third with a population of 774,072. York follows in fourth place with 729,254 and Durham ranks fifth with a population of 506,901.

The Social Planning Council of Peel

1515 Matheson Blvd. E. #212

Mississauga, ON. L4W 2P5

Telephone: (905) 629-3044 Fax: (905) 629-7773 Email: info@spcpeel.com

www.spcpeel.com